

9910DA-2Q-3G • 3G/HD/SD/ASI Dual-Channel Multi-Rate DA with x4 Output Crosspoint (Non-Reclocking)



The Cobalt® **9910DA-2Q-3G 3G/HD/SD/ASI Dual-Channel Multi-Rate DA with x4 Output Crosspoint (Non-Reclocking)** supports two input channels which can be crosspoint-routed to any of 16 DA outputs. The 9910DA-2Q-3G is multi-rate and supports SDI and ASI/DVB on all inputs and outputs with non-inverting outputs.

The extremely flexible crosspoint (which is user-configurable via DashBoard™ GUI remote control) allows dual 1x8 or single 1x16 routing possibilities. Any of the two input channels can be distributed or duplicated across four groups of 1x4 DAs, and either of the two inputs can be set to use an alternate failover input upon loss of signal.

Excellent receive performance allows receive EQ for up to 120m 3G and 160m HD cable length (1694A). Card edge and DashBoard™ remote status monitoring indicates input lock for each input channel. Up to 10 of the 9910DA-2Q-3G cards can be installed in a frame to provide 20 channels of input, with distribution to up to 160 outputs.

Full user DashBoard™ or Remote Control Panel remote control allows full status and control access locally or across a standard Ethernet network.

FEATURES

Full support of 3G/HD/SD-SDI and ASI/DVB

Supports all popular formats: 480i, 576i, 720p, 1080i, 1080pSF, 1080p

Flexible output crosspoint allows card to function as dual-channel 1x8 or single-channel 1x16 DA

Excellent receive performance – EQ allows 1694A cable lengths up to 120m (3G) / 160m (HD) / 400m (SD)

Failsafe mode automatically switches to selected secondary input on loss of primary input

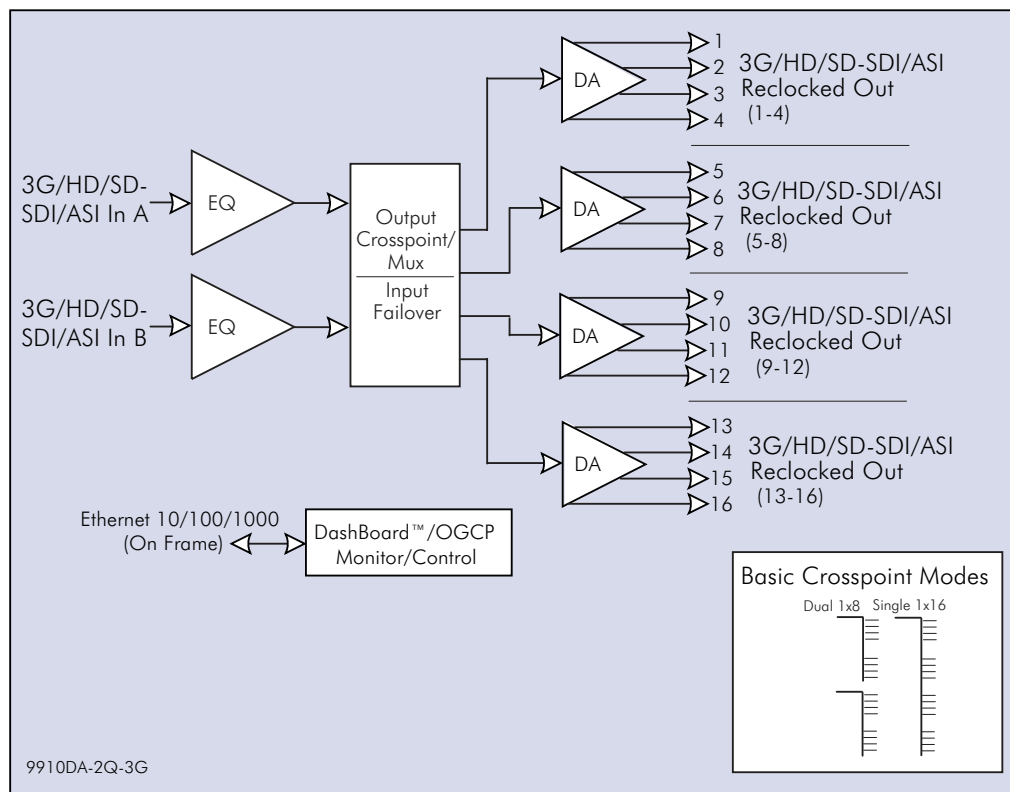
Input data rate auto-detection for all industry-standard data rates

All outputs are non-inverting – ASI can be outputted on any output

Card edge and DashBoard™ status and individual input lock indicators

Hot-swappable

Five year warranty



9910DA-2Q-3G • 3G/HD/SD/ASI Dual-Channel Multi-Rate DA with x4 Output Crosspoint (Non-Reclocking)

Rear I/O Module output designations here correlate to output numbers for four DA quadrants as shown in the card block diagram. As such, SDI outputs within a quadrant group can only be sourced from a particular input at one time (for example, if the card is set to feed SDI IN A to quadrant SDI Out (1-4), the rear module outputs 1 thru 4 will all output SDI IN A). Dissimilar inputs cannot be routed within a quadrant group (for example, SDI OUT 1 sourced from SDI IN A and SDI OUT 2 sourced from SDI IN B).

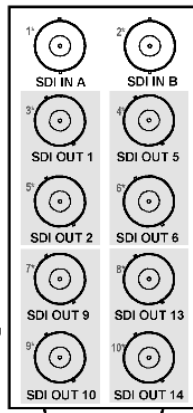
Note: Connector numbers with asterisks (*) here denote the connector generic designation number screened on the rear module PCB.

Note: When this rear module is used DashBoard or local control should only be set to use SDI IN A and/or SDI IN B. Either of these inputs can be routed to any of the output quadrant groupings shown (grouping shown in shaded areas).

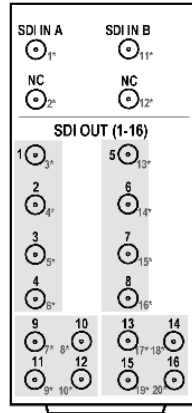
When local control instead of DashBoard is used, input routing to output groups on this rear module is fixed.

The outputs shown here are all that is available using this rear module, with these outputs being a reduced subset of the maximum 16 available outputs. (For example, this rear module offers a reduced subset of DA quadrant SDI Out (1-4) (shown in the block diagram) consisting of SDI OUT 1 and SDI OUT 2 only.)

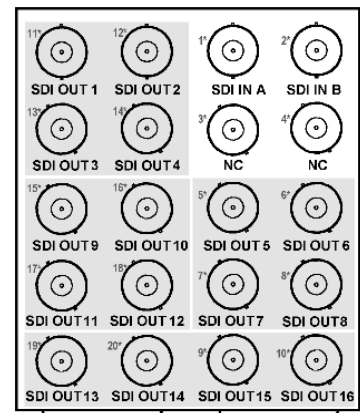
See Product Manual for more information.



RM20-9910-2Q-A



RM20-9910-2Q-B-DIN
RM20-9910-2Q-B-HDBNC



RM20-9910-2Q-E

SPECIFICATIONS

Note: Inputs/outputs are a function in some cases of rear I/O module used.

Power

< 3 Watts

3G/HD/SD-SDI / ASI Inputs

(2) 75Ω coaxial inputs (A and B)

SDI Formats Supported: SMPTE 259M, SMPTE 292M, SMPTE 424M

SDI Return Loss: >15 dB up to 1.485 GHz; >10 dB up to 2.970 GHz

Receive Performance (Cable Length; Belden 1694A)

3 Gbps: 120m

1.485 Gbps: 160m

143-360 Mbps: 400m

3G/HD/SD-SDI / ASI Outputs

75Ω coaxial outputs (16 total). Each group of 4 outputs can be crosspoint connected to inputs A or B.

Signal Level: 800 mV nominal

Return Loss: >15 dB at 5 MHz - 1.485 GHz

Jitter (wideband): HD < 0.2 UI

ORDERING INFORMATION

9910DA-2Q-3G 3G/HD/SD/ASI Dual-Channel Multi-Rate DA with x4 Output Crosspoint (Non-Reclocking)

RM20-9910-2Q-A 20-Slot Frame Rear I/O Module (Standard Width) (2) 3G/HD/SD-SDI/ASI Input BNC, (8) 3G/HD/SD-SDI/ASI Output BNCs

RM20-9910-2Q-B-DIN 20-Slot Frame Rear I/O Module (Standard Width) (2) 3G/HD/SD-SDI/ASI Inputs, (16) 3G/HD/SD-SDI/ASI Outputs (DIN 1.0/2.3) (High Density)

RM20-9910-2Q-B-HDBNC 20-Slot Frame Rear I/O Module (Standard Width) (2) 3G/HD/SD-SDI/ASI Inputs, (16) 3G/HD/SD-SDI/ASI Outputs (HDBNC) (High Density)

RM20-9910-2Q-E 20-Slot Frame Rear I/O Module (Double Width) (2) 3G/HD/SD-SDI/ASI Input BNC, (16) 3G/HD/SD-SDI/ASI Output BNCs