

9922-FS • 3G/HD/SD-SDI Frame Sync with Audio/Video Processing, AES/Analog Audio Embedding/De-Embedding, and CVBS I/O



The Cobalt® **9922-FS 3G/HD/SD-SDI Frame Sync with Audio/Video Processing, AES/Analog Audio Embedding/De-Embedding, and CVBS I/O** offers frame sync, and advanced audio and ancillary data support, plus many other powerful features. Frame sync can select from multiple reference inputs, with failover to alternate selected sources. Full audio support includes per-channel audio delay. Option **+2FS** adds a second independent processing path, offering two independent signal paths on a single openGear® card, with both paths providing independent frame sync and audio embedding / de-embedding.

Advanced frame sync features include per-channel audio delay and audio/video offset. Audio embed adaptive SRC allows asynchronous 48 kHz AES audio to automatically sync with program video 48 kHz timing for glitch-free embedding. Individual, per-pair SRC auto-detects and disables SRC when a Dolby pair is detected on an input pair. Bulk and per-channel audio delay controls easily address lip-sync issues.

Option **+TTS** provides high-quality Text-To-Speech synthesis, directly converting EAS text to digital audio speech with no baseband signal breakouts or add-ons. Option **+EAS** provides EAS crawl burn-ins directly from industry standard EAS devices such as Sage™.

Two discrete character burn strings can be inserted on output video, with each string inserted as static text and/or insert only upon LOS. With option **+T-SLATE**, import of user trouble slate graphics is also supported in addition to standard test pattern insert as an input LOS/quality event marker. A moving-box insertion can serve as a dynamic raster confidence check even when the input video image is static. Included standard is closed captioning absence/presence detection for CEA 608/708 and line 21 SD closed captioning.

Preset save/load allows saving custom card settings while allowing one-button revert to factory settings. Layered presets allow invoking changes related only to a specific area of concern. Full user Dashboard™ or Remote Control Panel remote control allows full status and control access locally or across a standard Ethernet network. GPIO allows direct input routing control and status monitoring.

FEATURES

Supports all popular formats: 480i, 576i, 720p, 1080i, 1080pSF, 1080p

Multi-input RP168 clean switch, with manual selection or GPI controlled input selection

Closed-captioning absence detection

Auto-Changeover can be set to invoke failover for basic input loss.

Moving-box/motion insertion enable serves as a dynamic raster confidence check even in cases where the input video image is static

Frame Sync with full H/V offset and manual/LOS video pattern generator

Dual independent burn-in text string insertion allows condition-based insertion (such as basic ID text for valid input and different text message for failover conditions)

Timecode processing can prioritize, filter for, and convert between specific SMPTE embedded-video or audio LTC, with output/burn-in timecode using selected format

Advanced audio processing allows routing, gain, delay, and flexible mixing as standard features

Full audio crosspoint with delay control and 5.1-to-stereo downmix available for all audio outputs

Option **+ANC** adds full user VANC/HANC packet insertion/extraction access to DID/SDID ancillary data such as camera PTZ, SCTE 104, closed captioning, and other specialized user payloads. SMPTE 337 embed/de-embed allows serial user data to be embedded and de-embedded over unused embedded audio pairs.

Video options include color correction and keying

CVBS analog video I/O and analog/AES embed / de-embed available

Option **+TTS** provides Text-To-Speech synthesis, directly converting EAS text to high-quality digital audio speech with no baseband signal breakouts or add-on units

Pattern generator can provide raster/test pattern and patterns for LOS failover insertion

Low-power/high-density design – less than 18 Watts per card

Remote control/monitoring via Dashboard™ software or OGCP-9000 remote control panels

Hot-swappable

Five year warranty

OPTIONS

Dual-Channel Option (**+2FS**) – Adds a second independent processing path, offering two independent signal paths of frame sync / audio embedding and de-embedding on a single open-Gear® card. (Upgrades card to full 9922-2FS functionality and specifications.)

Quality Check (**+QC**) – Provides failover, alert, or user presets action on criteria such as black/frozen frame, audio silence, and CC absence.

Trouble Slate Import (**+T-SLATE**) – Allows uploading of up to three different user trouble slate graphic file to card, with automated insertion controlled by GPI or other events.

Logo Insertion (**+LOGO**) – Allows uploading of user logo graphic file to card, with automated insertion controlled by GPI or other events.

Clean and Quiet Switching Option (**+CQS**) – Provides automatic audio muting during switching transitions from one SDI input source to another to provide silence between input switches

Ancillary Data Processor (**+ANC**) – Provides full user VANC/HANC packet insertion/extraction access to DID/SDID ancillary data

Text-To-Speech (**+TTS**) – Provides Text-To-Speech synthesis, directly converting EAS text to digital audio speech with no baseband signal breakouts or add-ons. High-quality Text-To-Speech from Acapela Group.

Emergency Alert System Text Crawl Generation Option (**+EAS**) – Provides a single-card solution for keying Emergency Alert System (EAS) text crawls in the active video and inserting station identification logos. Compatible with Sage™, Dasdec™, and other EAS crawl generators.

Color Correction (**+COLOR**) – Full RGB color corrector (offset, gain, gamma) with extended YCbCr proc controls with white hard clip, white soft clip, black hard clip, and saturation clip

Key/Fill Keyer (**+KEYER**)

Audio LTC I/O (**+LTC**)

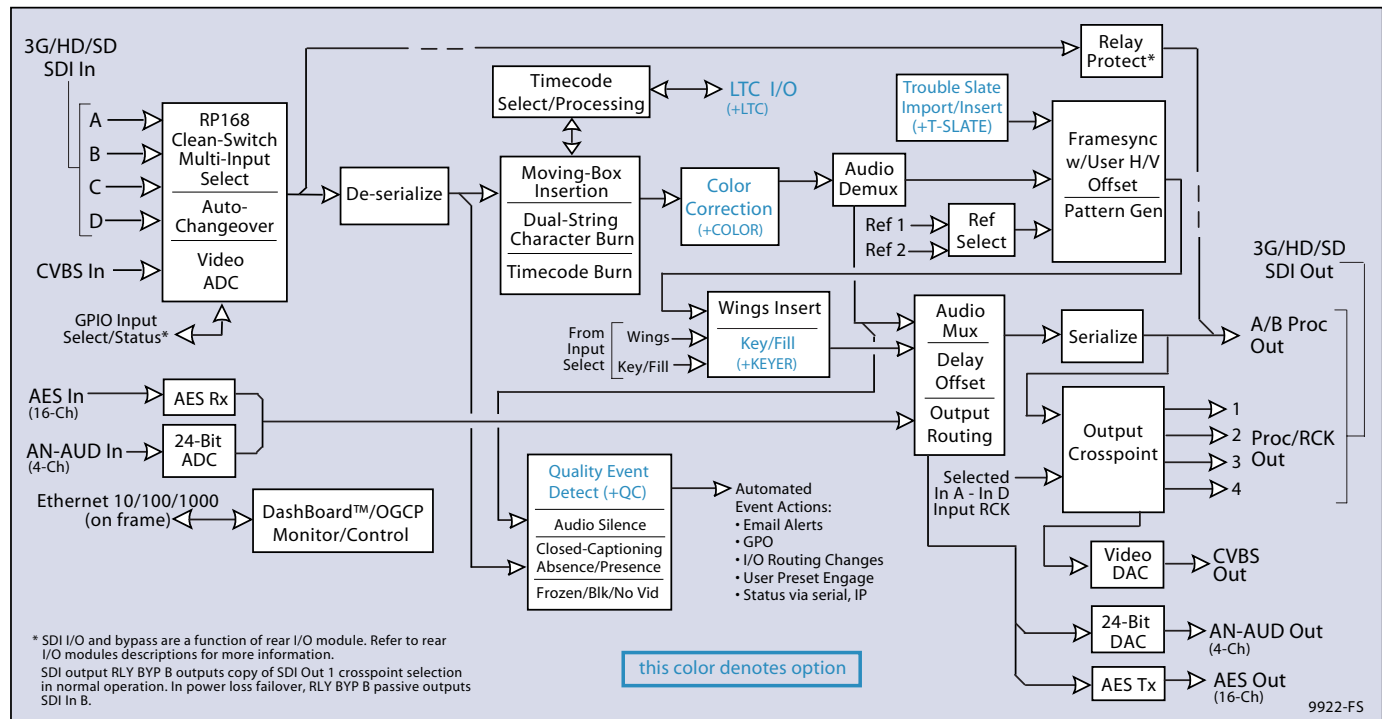
Extended Frame Sync Delay (**+DLY**) – Increases frame buffer to provide adjustable audio/video delay buffer capacity to over 9 seconds for SD video, 1.5 seconds for HD video, or 0.8 seconds for 3G video.

SCTE 104 Insertion (**+SCTE104**) – Provides generation/insertion of SCTE 104 data into baseband SDI. Message send can be triggered from automation GPI or other modes. Full control of splice start, end, and cancel as well as pre-roll offsets.

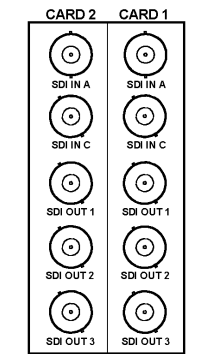
SCTE104 Frame-Accurate SCTE Trigger Insertion Option (**+SCTE104-FAST**) – Uses Time Stamp data derived from broadcast automation to provide deterministic, frame-accurate Digital Program Insertion (DPI) message embedding into SDI.



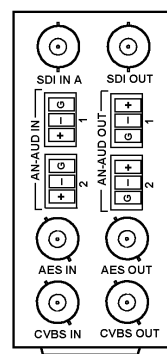
9922-FS • 3G/HD/SD-SDI Frame Sync with Audio/Video Processing, AES/Analog Audio Embedding/De-Embedding, and CVBS I/O



9922-FS



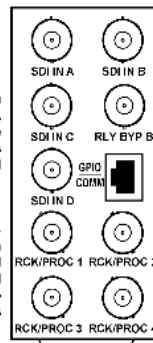
RM20-9922-FS-AIS



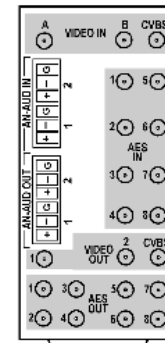
RM20-9922-FS-B

Note: RCK/PROC 1 thru RCK/PROC 4 are DA outputs which can be individually set as reclocked or processed outputs of the currently-selected input.

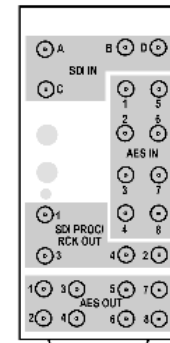
RLY BYP B is a relay-protected path which carries processed SDI out under normal conditions and passive routes SDI IN B to this BNC upon loss of power.



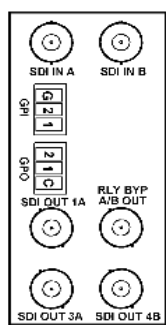
RM20-9922-FS-C



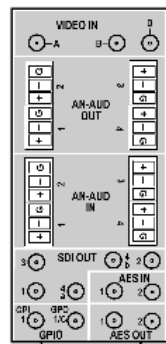
RM20-9922-FS-D-
(DIN | HDBNC)



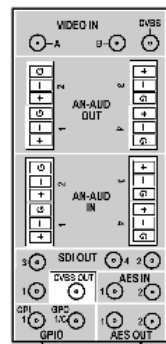
RM20-9922-FS-E-
(DIN HDBNC)



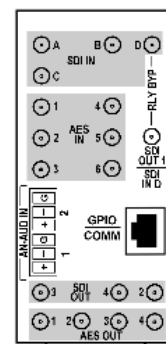
RM20-9922-FS-F



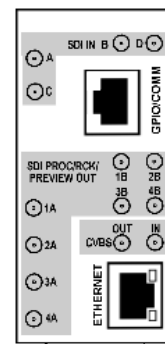
RM20-9922-FS-H-
(DIN | HDBNC)



RM20-9922-FS-J-
(DIN | HDBNC)



RM20-9922-FS-K
(DIN | HDBNC)

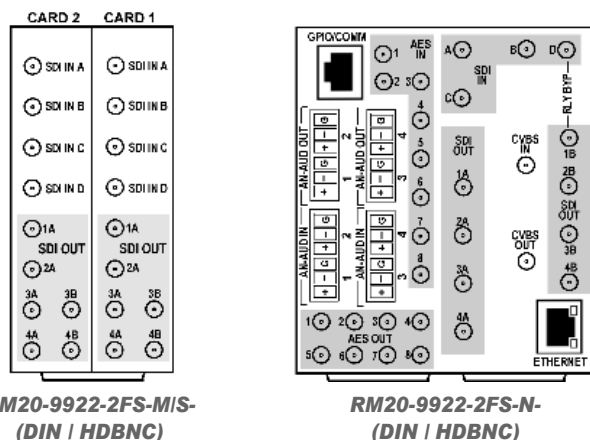


RM20-9922-FS-L-
(DIN | HDBNC)

5 - CNU
7 - COM_A_RX
8 - COM_A_TX
9 - GPIO OUT 1
10 - GPIO OUT 2
11 - GPIO RTN
12 - GPI IN 2
13 - GPI IN 1

Note: A and B outputs are DA pairs of corresponding outputs 1 thru 4.

9922-FS • 3G/HD/SD-SDI Frame Sync with Audio/Video Processing, AES/Analog Audio Embedding/De-Embedding, and CVBS I/O



SPECIFICATIONS

Note: Inputs/outputs are a function in some cases of rear I/O module used.

Power

< 18 Watts

SDI Input/Outputs

Up to (4) 75Ω BNC inputs

Up to (4) 75Ω BNC outputs (selectable as processed SDI IN or IN RCK)

SDI Formats Supported: SMPTE 259M, SMPTE 292M, SMPTE 424M

SDI Receive Cable Length: 3G/HD/SD: 120/180/320 m (Belden 1694A)

SDI Return Loss: >15 dB up to 1.485 GHz; >10 dB up to 2.970 GHz

SDI Alignment Jitter: 3G/HD/SD: < 0.3/0.2/0.2 UI

Timing Jitter: 3G/HD/SD: < 2.0/1.0/0.2 UI

Minimum Latency (frame sync disabled): SD: 127 pixels (9.4 us); 720p: 330 pixels (4.45 us); 1080i: 271 pixels (3.65 us); 1080p: 361 pixels (2.43 us)

Note: SDI Return loss and receive cable length are affected by rear I/O module used. Specifications represent typical performance.

CVBS Video Input/Outputs

(1) 75Ω BNC input

(1) 75Ω BNC output (selectable as Path 1 or Path 2 processed output). CVBS output functional only when selected path is carrying SD-SDI.

ADC resolution: 9-bit

Sampling frequency: 27 MHz (2x over-sampling)

Y/C separation: 4 line Adaptive Comb Filter

Freq. Response: ± 0.25 dB to 5.5 MHz

SNR: > 50 dB to 5.5 MHz (unweighted)

Differential Phase: < 1 degree

Differential Gain: < 1%

Nonlinearity < 1%

Discrete Audio Input/Outputs

AES-3id 75Ω inputs (8 pair (16-Ch) max)

AES-3id 75Ω outputs (8 pair (16-Ch) max)

Input AES SRC Range: 32 to 96 kHz

Balanced analog audio inputs (4-Ch max)

Balanced analog audio outputs (4-Ch max)

(I/O conforms to 0 dBFS = +24 dBu)

Analog Output Impedance: < 50 Ω

Analog Reference Level: -20 dBFS

Analog Nominal Level: +4 dBu

Analog Max Output Level: +24 dBu (0 dBFS)

Analog Freq. Response: ±0.2 dB (20 Hz to 20 kHz)

Analog SNR: 115 dB (A weighted)

Analog THD+N: -96 dB (20 Hz to 10 kHz)

Analog Crosstalk: -106 dB (20 Hz to 20 kHz)

9922-FS • 3G/HD/SD-SDI Frame Sync with Audio/Video Processing, AES/Analog Audio Embedding/De-Embedding, and CVBS I/O

SPECIFICATIONS (cont.)

Frame Sync Audio/Video Delay

Max offset: 20 frames
 Latency (min): 1 frame
 Option +DLY Delay (3G/HD/SD): >800 msec / >1580 msec / >9000 msec

User Audio Delay Offset from Video

Bulk delay control: -33 msec to +3000 msec.
 Per-channel delay controls: -800 msec to +800 msec

Timecode Insertion/Burn-In

Burn-in and embedded video output timecode selected via user controls from input video SMPTE embedded timecode and/or audio LTC. Burn-in enable/disable user controls. Configurable for burn-in string of seconds, seconds:frames, seconds:frames:field. User controls for text size and H/V position.

Text Burn-In

(2) independent strings supported. Independent insertions controls for enable/disable and enable upon LOS. User controls for text size and H/V position.

GPIO/COMM

(2) GPI configurable to select input routing. (2) GPO configurable to invoke upon input selected. RS-232/485 comm port. All connections via rear module RJ-45 GPIO/COMM jack.

Frame Reference Input

(2) reference from frame bus. SMPTE 170M/318M "Black Burst", SMPTE 274M/296M "Tri-Level".
 Return Loss: >35 dB up to 5.75 MHz

ORDERING INFORMATION

9922-FS 3G/HD/SD-SDI Frame Sync with Audio/Video Processing, AES/Analog Audio Embedding/De-Embedding, and CVBS I/O

RM20-9922-FS-A/S 20-Slot Frame Rear I/O Module (Split; supports 2 cards) (2) 3G/HD/SD-SDI Input BNC, (3) 3G/HD/SD-SDI Processed or Reclocked Output BNCs (connections are per each Card 1 / Card 2 connector bank)

RM20-9922-FS-B 20-Slot Frame Rear I/O Module (Standard-Width) (1) 3G/HD/SD-SDI Input BNC, (1) CVBS Input BNC, (2) Balanced Analog Audio Inputs, (1) AES Input BNC, (1) 3G/HD/SD-SDI Output BNC, (1) CVBS Processed Out BNC, (2) Balanced Analog Audio Outputs, (1) AES Output BNC

RM20-9922-FS-C 20-Slot Frame Rear I/O Module (Standard Width) (4) 3G/HD/SD-SDI Input BNCs, (4) 3G/HD/SD-SDI Output BNCs, (1) 3G/HD/SDI Output BNC (with relay bypass failover), (1) GPIO/COMM RJ-45 connector

RM20-9922-FS-D-DIN 20-Slot Frame Rear I/O Module (Standard Width) (2) 3G/HD/SD-SDI Inputs, (1) CVBS Input, (8) AES Inputs, (2) Balanced Analog Audio Inputs, (2) 3G/HD/SD-SDI Outputs, (1) CVBS Processed Output, (8) AES Outputs, (2) Balanced Analog Audio Outputs (All coaxial connectors DIN1.0/2.3)

RM20-9922-FS-D-HDBNC 20-Slot Frame Rear I/O Module (Standard Width) (2) 3G/HD/SD-SDI Inputs, (1) CVBS Input, (8) AES Inputs, (2) Balanced Analog Audio Inputs, (2) 3G/HD/SD-SDI Outputs, (1) CVBS Processed Output, (8) AES Outputs, (2) Balanced Analog Audio Outputs (All coaxial connectors HD-BNC)

RM20-9922-FS-E-DIN 20-Slot Frame Rear I/O Module (Standard Width) (4) 3G/HD/SD-SDI Inputs, (8) AES Inputs, (4) 3G/HD/SD-SDI Outputs, (8) AES Outputs (All coaxial connectors DIN1.0/2.3)

RM20-9922-FS-E-HDBNC 20-Slot Frame Rear I/O Module (Standard Width) (4) 3G/HD/SD-SDI Inputs, (8) AES Inputs, (4) 3G/HD/SD-SDI Outputs, (8) AES Outputs (All coaxial connectors HD-BNC)

RM20-9922-FS-F 20-Slot Frame Rear I/O Module (Standard Width) (2) 3G/HD/SD-SDI Input BNCs, (1) 3G/HD/SD-SDI Processed Out BNC w/ Latching Input Select/Bypass, (3) 3G/HD/SD-SDI Output BNCs (GUI-selectable as Processed or Reclocked of selected input, (2) GPI, (2) GPO

RM20-9922-FS-H-DIN 20-Slot Frame Rear I/O Module (Standard Width) (3) 3G/HD/SD-SDI Inputs, (2) AES Inputs, (4) Balanced Analog Audio Inputs, (5) 3G/HD/SD-SDI Outputs, (2) AES Outputs, (4) Balanced Analog Audio Outputs, (1) Coaxial GPI/6 Hz, (1) Coaxial GPO w/ Isolated Return (All coaxial connectors DIN1.0/2.3.)

RM20-9922-FS-H-HDBNC 20-Slot Frame Rear I/O Module (Standard Width) (3) 3G/HD/SD-SDI Inputs, (2) AES Inputs, (4) Balanced Analog Audio Inputs, (5) 3G/HD/SD-SDI Outputs, (2) AES Outputs, (4) Balanced Analog Audio Outputs, (1) Coaxial GPI/6 Hz, (1) Coaxial GPO w/ Isolated Return (All coaxial connectors HD-BNC.)

RM20-9922-FS-J-DIN 20-Slot Frame Rear I/O Module (Standard Width) (2) 3G/HD/SD-SDI Inputs, (1) CVBS Input, (2) AES Inputs, (4) Balanced Analog Audio Inputs, (4) 3G/HD/SD-SDI Outputs, (1) CVBS Output, (2) AES Outputs, (4) Balanced Analog Audio Outputs, (1) Coaxial GPI/6 Hz, (1) Coaxial GPO w/ Isolated Return (All coaxial connectors DIN1.0/2.3.)

RM20-9922-FS-J-HDBNC 20-Slot Frame Rear I/O Module (Standard Width) (2) 3G/HD/SD-SDI Inputs, (1) CVBS Input, (2) AES Inputs, (4) Balanced Analog Audio Inputs, (4) 3G/HD/SD-SDI Outputs, (1) CVBS Output, (2) AES Outputs, (4) Balanced Analog Audio Outputs, (1) Coaxial GPI/6 Hz, (1) Coaxial GPO w/ Isolated Return (All coaxial connectors HD-BNC.)

RM20-9922-FS-K-DIN 20-Slot Frame Rear I/O Module (Standard Width) (4) 3G/HD/SD-SDI Inputs, (4) 3G/HD/SD-SDI Outputs (one 3G/HD/SDI Output with relay bypass failover), (6) AES Inputs, (2) Balanced Analog Audio Inputs, (4) AES Outputs, GPIO/COMM RJ-45 connector (All coaxial connectors DIN1.0/2.3)

RM20-9922-FS-K-HDBNC 20-Slot Frame Rear I/O Module (Standard Width) (4) 3G/HD/SD-SDI Inputs, (4) 3G/HD/SD-SDI Outputs (one 3G/HD/SDI Output with relay bypass failover), (6) AES Inputs, (2) Balanced Analog Audio Inputs, (4) AES Outputs, GPIO/COMM RJ-45 connector (All coaxial connectors HD-BNC)

9922-FS • 3G/HD/SD-SDI Frame Sync with Audio/Video Processing, AES/Analog Audio Embedding/De-Embedding, and CVBS I/O

ORDERING INFORMATION (cont.)

RM20-9922-FS-L-DIN 20-Slot Frame Rear I/O Module (Standard-Width) (4) 3G/HD/SD-SDI Inputs, (1) CVBS Input, (8) 3G/HD/SD-SDI Outputs (1x2 DA output of each crosspoint out), (1) CVBS Output, COMM/GPIO RJ-45 connector, Ethernet Port (All coaxial connectors DIN1.0/2.3)

RM20-9922-FS-L-HDBNC 20-Slot Frame Rear I/O Module (Standard-Width) (4) 3G/HD/SD-SDI Inputs, (1) CVBS Input, (8) 3G/HD/SD-SDI Outputs (1x2 DA output of each crosspoint out), (1) CVBS Output, COMM/GPIO RJ-45 connector, Ethernet Port (All coaxial connectors HD-BNC)

RM20-9922-FS-M/S-DIN 20-Slot Frame Rear I/O Module (Split; supports 2 cards) (4) 3G/HD/SD-SDI Inputs, (6) 3G/HD/SD-SDI Outputs (Connections are per each Card 1 / Card 2 connector bank; all coaxial connectors DIN1.0/2.3)

RM20-9922-FS-M/S-HDBNC 20-Slot Frame Rear I/O Module (Split; supports 2 cards) (4) 3G/HD/SD-SDI Inputs, (6) 3G/HD/SD-SDI Outputs (Connections are per each Card 1 / Card 2 connector bank; all coaxial connectors HD-BNC)

RM20-9922-FS-N-DIN 20-Slot Frame Rear I/O Module (Double Width) (4) 3G/HD/SD-SDI Inputs, (1) CVBS Analog Video In, (8) AES Inputs, (4) Balanced Analog Audio Inputs, (8) 3G/HD/SD-SDI Outputs (1 with relay bypass protect), (1) CVBS Analog Video Out, (8) AES Outputs, (4) Balanced Analog Audio Outputs, (1) GPIO/COMM RJ-45 connector, 100/1000 BaseT Ethernet Port (All coaxial connectors DIN1.0/2.3.)

RM20-9922-FS-N-HDBNC 20-Slot Frame Rear I/O Module (Double Width) (4) 3G/HD/SD-SDI Inputs, (1) CVBS Analog Video In, (8) AES Inputs, (4) Balanced Analog Audio Inputs, (8) 3G/HD/SD-SDI Outputs (1 with relay bypass protect), (1) CVBS Analog Video Out, (8) AES Outputs, (4) Balanced Analog Audio Outputs, (1) GPIO/COMM RJ-45 connector, 100/1000 BaseT Ethernet Port (All coaxial connectors HD-BNC.)

Options:

+2FS Add Dual-Channel Option

+ANC Ancillary Data Processor Option

+COLOR Color Correction Option

+KEYER Key/Fill Keyer Option

+LTC Audio LTC I/O Option

+CQS Clean and Quiet Switching Option

+QC Quality Check Option

+TTS Text-To-Speech Option (Acapela Text-To-Speech from Acapela Group™. Installation requires option upload and installation of speech library SD memory card onto host card. Pre-loaded SD card and instructions provided.)

+2L-SPAN Add Spanish-language upgrade (add-on to option +TTS; option +TTS required)

+EAS Emergency Alert System Text Crawl Generation Option

+DLY Extended Frame Sync Delay Option

+T-SLATE User Trouble Slate Graphic Import Option

+LOGO Logo Insertion Option

+SCTE104 SCTE 104 Insertion Option

+SCTE104-FAST Frame-Accurate SCTE 104 Trigger Insertion Option